

LEMBAR
HASIL PENILAIAN SEJAWAT SEBIDANG ATAU PEER REVIEW
KARYA ILMIAH : JURNAL ILMIAH INTERNATIONAL

Judul Karya Ilmiah (Artikel)	The Ability Free Radical Binding of Dengen's Stem Bark Extract (<i>Dillenia serrata</i>) From Luwu District Indonesia		
Nama Penulis	Santi Sinala, Ismail Ibrahim, Alfrida Monica Salasa		
Jumlah Penulis	3 orang		
Status Pengusul	Penulis ke 3		
Identitas Jurnal /Artikel	a	Nama Jurnal	: <i>Pharmacognosy Journal</i>
	b	Nomor ISSN	: 0975-3575
	c	Volume, Nomor, Bulan, Tahun	: Vol 12, No 6, September 2020, hal 1340 - 1345
	d	Penerbit	: EManuscript Technologies
	e	DOI artikel (jika ada)	: http://dx.doi.org/10.5530/pj.2020.12.184
	f	Alamat web jurnal	: https://phcogj.com/v12/i6 https://phcogj.com/sites/default/files/PharmacognJ-12-6-1345.pdf
	g	Terindeks di	SCIMAGO SJR : 0.268 https://www.scopus.com/sourceid/19700175096
Kategori publikasi Jurnal Ilmiah (beri <input checked="" type="checkbox"/> pada kategori yang tepat)	<input checked="" type="checkbox"/> Jurnal Ilmiah Internasional Bereputasi (SJR > 0,10)		
	<input type="checkbox"/> Jurnal Ilmiah Internasional Bereputasi (SJR < 0,10)		
	<input type="checkbox"/> Jurnal Ilmiah International terindeks di Web of science clarivate analytics / kelompok emerging sources citation indeks (tidak terindeks SJR)		

Hasil Peer Review

Hasil penilaian <i>Peer Review</i> Komponen yang dinilai	Nilai Maksimal Jurnal Ilmiah			
	International Bereputasi (SJR>0,10)	International Bereputasi (SJR<0,10)	International (Tidak terindek SJR)	Nilai Akhir yang diperoleh
	Nilai 40	Nilai 30	Nilai 20	
a. Kelengkapan unsur isi jurnal ilmiah (10%)	4			3,5
b. Ruang lingkup dan kedalaman pembahasan (30%)	12			11
c. Kecukupan dan kemutakhiran data/informasi dan metodologi (30%)	12			11
d. Kelengkapan unsur dan kualitas terbitan (30%)	12			11,5
Total = (100%)	40			37
Nilai Pengusul : $40\% / 2 \times 37 = 7,4$				

Catatan Peer Reviewer :

1. Tentang Kelengkapan Unsur isi

Sistematika penulisan artikel sesuai dengan panduan penulisan artikel pada pharma cognosy journal. Unsur ini lengkap dan jelas.

2. Ruang lingkup dan kedalaman pembahasan

Terdapat kesesuaian antara artikel dengan ruang lingkup jurnal. Kedalaman pembahasan cukup baik.

3. Kecukupan dan Kemutakhiran data / informasi dan metodologi

Data penelitian lengkap dan jelas serta kebaruan informasi nampak dengan jelas sehingga dapat menghasilkan data penelitian yang dapat mendukung penarikan kesimpulan.

4. Kelengkapan unsur dan kualitas terbitan

Manuscript jurnal lengkap dan jelas. Jurnal terindeks scopus dengan nilai SJR 0,268.


5. Indikasi Plagiasi

Hasil pengacakan plagianism sebesar 12 %. Tidak terdapat indikasi plagian.

6. Kesesuaian bidang ilmu

Topik artikel sesuai dengan bidang ilmu penulis.

Makassar, 16 September 2022
Reviewer 1



Nama	: Dr. H. Herman, S Pd., M.Kes
NIP	: 196105261983031002
Unit Kerja	: Poltekkes Kemenkes Makassar
Jabatan Fungsional	: Lektor Kepala
Bidang Ilmu	: Kesehatan

LEMBAR
HASIL PENILAIAN SEJAWAT SEBIDANG ATAU PEER REVIEW
KARYA ILMIAH : JURNAL ILMIAH INTERNATIONAL

Judul Karya Ilmiah (Artikel)	The Ability Free Radical Binding of Dungen's Stem Bark Extract (<i>Dillenia serrata</i>) From Luwu District Indonesia	
Nama Penulis	Santi Sinala, Ismail Ibrahim, Alfrida Monica Salasa	
Jumlah Penulis	3 orang	
Status Pengusul	Penulis ke 3	
Identitas Jurnal /Artikel	a. Nama Jurnal	: <i>Pharmacognosy Journal</i>
	b. Nomor ISSN	: 0975-3575
	c. Volume, Nomor, Bulan, Tahun	: Vol. 12, No. 6, September 2020, hal. 1340 - 1345
	d. Penerbit	: EManuscript Technologies
	e. DOI artikel (jika ada)	: http://dx.doi.org/10.5530/pj.2020.12.184
	f. Alamat web jurnal	: https://phcogj.com/v12/i6 https://phcogj.com/sites/default/files/PharmacognJ-12-6-1345.pdf
	g. Terindeks di	SCIMAGO SJR : 0.268 https://www.scopus.com/sourceid/19700175096
Kategori publikasi Jurnal Ilmiah (beri <input checked="" type="checkbox"/> pada kategori yang tepat)	<input checked="" type="checkbox"/> Jurnal Ilmiah Internasional Bereputasi (SJR > 0,10)	
	<input type="checkbox"/> Jurnal Ilmiah Internasional Bereputasi (SJR < 0,10)	
	<input type="checkbox"/> Jurnal Ilmiah International terindeks di Web of science clarivate analytics / kelompok emerging sources citation indeks (tidak terindeks SJR)	

Hasil Peer Review

Hasil penilaian <i>Peer Review</i> Komponen yang dinilai	Nilai Maksimal Jurnal Ilmiah			
	International Bereputasi (SJR>0,10)	International Bereputasi (SJR<0,10)	International (Tidak terindek SJR)	Nilai Akhir yang diperoleh
	Nilai 40	Nilai 30	Nilai 20	
a. Kelengkapan unsur isi jurnal ilmiah (10%)	4			3,5
b. Ruang lingkup dan kedalaman pembahasan (30%)	12			11,5
c. Kecukupan dan kemutakhiran data/informasi dan metodologi (30%)	12			11,5
d. Kelengkapan unsur dan kualitas terbitan (30%)	12			11,5
Total = (100%)	40			38
Nilai Pengusul : $40\% / 2 \times 38 : 7,6$				

Catatan Peer Reviewer :

1. Tentang Kelengkapan Unsur isi

Artikel memiliki unsur isi yang lengkap dan penulisan artikel sesuai dengan manuscript jurnal. semua unsur dalam artikel memiliki keterkaitan satu sama lain.

2. Ruang lingkup dan kedalaman pembahasan

Artikel ini sesuai dengan bidang ilmu penulis dan termuat dalam ruang lingkup jurnal. kedalaman pembahasan baik dengan rujukan pustaka primer yang sesuai dan update.

3. Kecukupan dan Kemutakhiran data / informasi dan metodologi

Data yang disajikan lengkap dan mutakhir. Metode penelitian jelas dan lengkap sesuai dengan desain penelitian.

4. Kelengkapan unsur dan kualitas terbitan

Kelengkapan jurnal sesuai dengan standar jurnal, memiliki no ISSN dan dapat diakses online. Terindeks SCOPUS dengan nilai SJR 0,268


5. Indikasi Plagiasi

Tidak terdapat indikasi plagiasi.

6. Kesesuaian bidang ilmu

Topik artikel sesuai dengan bidang ilmu penulis.

Makassar, 21 September 2022
Reviewer 2


Nama : Dr. Rudy Hartono, S.M., M.Kes
NIP : 197006131998031002
Unit Kerja : Poltekkes Kemenkes Makassar
Jabatan Fungsional : Lektor Kepala
Bidang Ilmu : Kesehatan





Source details

Pharmacognosy Journal

Scopus coverage years: from 2009 to Present

Publisher: Pharmacognosy Network Worldwide

ISSN: 0975-3575

Subject area: [Pharmacology, Toxicology and Pharmaceutics: Pharmacology](#)

[Pharmacology, Toxicology and Pharmaceutics: Drug Discovery](#)

Source type: Journal

CiteScore 2021

1.9

SJR 2021

0.258

SNIP 2021

0.718

[View all documents >](#)

[Set document alert](#)

[Save to source list](#)

[CiteScore](#) [CiteScore rank & trend](#) [Scopus content coverage](#)

i Improved CiteScore methodology

CiteScore 2021 counts the citations received in 2018-2021 to articles, reviews, conference papers, book chapters and data papers published in 2018-2021, and divides this by the number of publications published in 2018-2021. [Learn more >](#)

CiteScore 2021

$$1.9 = \frac{1.760 \text{ Citations 2018 - 2021}}{946 \text{ Documents 2018 - 2021}}$$

Calculated on 05 May, 2022

CiteScoreTracker 2022

$$1.6 = \frac{1.339 \text{ Citations to date}}{826 \text{ Documents to date}}$$

Last updated on 05 October, 2022 • Updated monthly

CiteScore rank 2021

Category	Rank	Percentile
Pharmacology, Toxicology and Pharmaceutics	#219/303	27th
Pharmacology		
Pharmacology, Toxicology and Pharmaceutics	#116/154	25th
Drug Discovery		

[View CiteScore methodology >](#) [CiteScore FAQ >](#) [Add CiteScore to your site](#)

About Scopus

[What is Scopus](#)

[Content coverage](#)

[Scopus blog](#)

[Scopus API](#)

[Privacy matters](#)

Language

[日本語版を表示する](#)

[查看简体中文版本](#)

[查看繁體中文版本](#)

[Просмотр версии на русском языке](#)

Customer Service

[Help](#)

[Tutorials](#)

[Contact us](#)

ELSEVIER

[Terms and conditions ↗](#) [Privacy policy ↗](#)

Copyright © Elsevier B.V. ↗. All rights reserved. Scopus® is a registered trademark of Elsevier B.V.

We use cookies to help provide and enhance our service and tailor content. By continuing, you agree to the use of cookies ↗.



[Home \(/\)](#)[About Journal ▾](#)[Editorial Board \(/editorial-board-2020-21\)](#)[For Authors ▾](#)[Contact Us \(/contact-us\)](#)

Pharmacognosy Journal (/)

An Open Access, Peer Reviewed Journal in the field of
Pharmacognosy

Enter terms then hit Search...

[Articles In Press \(/inpress\)](#)[Current Issue \(/v14/i4\)](#)[Archives \(/archives\)](#)[RSS Feeds \(/rss.xml\)](#)[Submit Article \(https://www.phcogj.info\)](https://www.phcogj.info)[HOME \(/\) / EDITORIAL BOARD \(2020-21\)](#)[View \(/editorial-board-2020-21\)](#)[What links here \(/node/25/backlinks\)](#)

**Time to
read**

1 minute

Editorial Board (2020-21)

Share



Editors & Editorial Board Members (2021)

Dr.Djemli Samir

Department of Biology , Applied Neuroendocrinology Laboratory

(<https://www.facebook.com/sharer/sharer.php?u=https%3A%2F%2Fwww.phcogj.com%2Feditorial-board-2020-21&t=Editorial+Board+%282020-21%29>)

Dr. Raghava Naidu, Ph.D

Department of Human Oncology,
University of Wisconsin,

1111, Highland Ave, Madison,



Wisconsin 53705, USA

(<https://plus.google.com/share?url=https%3A%2F%2Fwww.phcogj.com%2Feditorial-board-2020-21>)

Dr.Karim Raafat

Associate Professor of Pharmacognosy and Phytochemistry,
Pharmaceutical Sciences Department,



2020-
21) Faculty of Pharmacy,
Beirut Arab University (BAU),
Beirut 115020, Lebanon



(<https://twitter.com/AbdullahTantengco>, MD-PhD Molecular Medicine
College of Medicine, University of the Philippines Manila
Pedro Gil Street, Ermita, Manila, Philippines, 1000

text=Editorial+Board+%282020-
21%29&url=https%3A%2F%2Fwww.phcogj.com%2Feditorial-
board-
2020-
21)

Janib Achmad
Lecturer of Faculty of Fisheries and Marine Science,
University of Khairun Ternate
Kampus 2 Jalan Pertamina, Kelurahan Gambesi,
Ternate Selatan



a- a+

Muammar Fawwaz, Ph.D
Department of Pharmaceutical Chemistry
Faculty of Pharmacy
Universitas Muslim Indonesia
Makassar 90231, South Sulawesi, Indonesia

Hany Ezzat Khalil
Associate Professor,
College of Clinical Pharmacy,
King Faisal University,
KSA

Emad Yousif
Department of Chemistry
College of Science
Al-Nahrain University
Baghdad, Iraq

Sughosh Upasani
R.C Patel Institute of pharmacy,
Shirpur, Dist-Dhule, Maharashtra,
India.

Gurusiddaiah suresh kumar
Scientist
Dept of biochemistry
CSIR-CFTRI
Mysore, Karnataka, INDIA



Arjun Patra

Assistant Professor
School of Pharmaceutical Sciences
Guru Ghasidas Central University
Koni, Bilaspur - 495 009
Chattisgarh, India

Francis O. Atanu, Ph.D

Department of Biochemistry
Faculty of Natural Sciences
Kogi State University
Anyigba, Nigeria.

Vijay Kumar Chattu

Faculty of Medical Sciences
University of the West Indies
St. Augustine, Trinidad & Tobago.

Dr.Kunle Okaiyeto, PhD

Applied and Environmental Microbiology Research Group (AEMREG)
Department of Biochemistry and Microbiology
University of Fort Hare
Alice campus
5700, Alice
South Africa.

Dr. Srisailam Keshetti, Ph.D

Principal, University College of Pharmaceutical Sciences, Satavahana University
Karimnagar 505001
Telangana
INDIA

Dr. Gayathri M Rao

Associate Professor
Department of Biochemistry
Kasturba Medical College, Mangaluru.

Shuge Tian

Experimental Teaching Demonstration Center of TCM in Xinjiang Medical University
Department of traditional medicine, TCM
Xinjiang Medical University
Xinjiang CHINA 830054



Dr. Ramachandra Setty Siddamsetty,

Professor, Govt College of Pharmacy,
Mission Road, Bengaluru, INDIA

Dr. (Mrs.) Sayyada Khatoon

HOD, Pharmacognosy Division
CSIR-National Botanical Research Institute,
Rana Pratap Marg, Post Box 436,
Lucknow-226001 (U.P.) India

Dr. A. Sajeli Begum

Department of Pharmacy
Birla Institute of Technology & Science
Hyderabad, India

Olga Silva

Department of Pharmacological Sciences,
Faculdade de Farmácia,
Universidade de Lisboa, Portugal

Xinwen Wang

Department of Clinical Pharmacy
University of Michigan
USA

Roman Lysiuk

Department of Pharmacognosy and Botany,
Danylo Halytsky Lviv National Medical University,
Pekarska,69., Lviv 79010, Ukraine

Arif Nur Muhammad Ansori

Universitas Airlangga
Indonesia

99253 reads

SHARE THIS ARTICLE

EMAIL (MAILTO:?SUBJECT=EDITORIAL%20BOARD%20%282020-21%29&BODY=HTTPS%3A%2F%2FWWW.PHCOGJ.COM%2FEDITORIAL-BOARD-2020-21)

(HTTPS://WWW.PHCOGJ.COM/EDITORIAL-BOARD-2020-21)
U=HTTPS://WWW.PHCOGJ.COM/EDITORIAL-BOARD-2020-21
BOARD-BOARD-21%29&URI%3A%2F%2FWWW.PHCOGJ.COM/EDITORIAL-BOARD-2020-21
2020- 2020- BOARD-HTTP%3A%2F%2FWWW.PHCOGJ.COM/EDITORIAL-BOARD-2020-21
21) 21&TITLE=EDITORIAL-BOARD-2020-21

About

Pharmacognosy Journal (Phcog J.) covers different topics in natural product drug discovery, and also publishes manuscripts that describe pharmacognostic investigations, evaluation reports, methods, techniques and applications of all forms of medicinal plant research

Distinctions: The most widely read, cited, and known Pharmacognosy journal and website is well browsed with all the articles published. More than 50,000 readers in nearly every country in the world each month

ISSN : 0975-3575 ; Frequency : Rapid at a time publication (6 issues/year)

Indexed and Abstracted in : SCOPUS, Scimago Journal Ranking, Chemical Abstracts, Excerpta Medica / EMBASE, Google Scholar, CABI Full Text, Index Copernicus, Ulrich's International Periodical Directory, ProQuest, Journalseek & Genamics, PhcogBase, EBSCOHost, Academic Search Complete, Open J-Gate, SciACCESS.

Rapid publication: Average time from submission to first decision is 30 days and from acceptance to In Press online publication is 45 days.

Open Access Journal: Pharmacognosy Journal is an open access journal, which allows authors to fund their article to be open access from publication.

Submit your Next Article

- Online submission
- Highly indexed and abstracted
- 10 years of successful publishing
- Wider visibility though open access
- Higher impact with wider visibility
- Prompt review

Submit your next article to Phcog J

and be a part of many successful authors.

Create free account (<http://phcogj.info>)

(<https://www.phcogj.com/submissions/index.php/phcogj/index>)

/ Login



Pharmacognosy Journal and its contents are licensed under a Creative Commons Attribution-Non Commercial-No Derivs 4.0 License. Permissions beyond the scope of this license may be available with editor@phcogj.com (<mailto:editor@phcogj.com>)

[Home \(/\)](#)

[Advertise with us \(/\)](#)

[Privacy Statement \(/\)](#)



[Home \(/\)](#)[About Journal ▾](#)[Editorial Board \(/editorial-board-2020-21\)](#)[For Authors ▾](#)[Contact Us \(/contact-us\)](#)

Pharmacognosy Journal (/)

An Open Access, Peer Reviewed Journal in the field of
Pharmacognosy

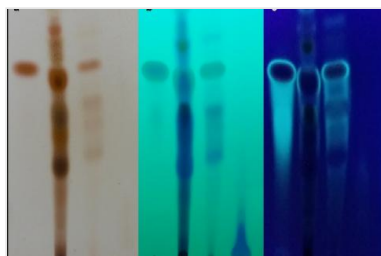
Enter terms then hit Search...

[Articles In Press \(/inpress\)](#)[Current Issue \(/v14/i4\)](#)[Archives \(/archives\)](#)[RSS Feeds \(/rss.xml\)](#)[Submit Article \(https://www.phcogj.info\)](https://www.phcogj.info)

HOME (/) / PHARMACOGNOSY JOURNAL,
VOL 12, ISSUE 6, NOV-DEC 2020

Pharmacognosy Journal, Vol 12, Issue 6, Nov-Dec 2020

RECENT ARTICLES

[\(/article/1236\)](/article/1236)

Original Article

Caesalpinia sappan L. Wood is a Potential Source of
Natural Phosphodiesterase-1 Inhibitors
[\(/article/1236\)](/article/1236)

,Nanang Fakhrudin,Arief Nurrochmad,Ari Sudarmanto,Zullies
Ikawati

Pharmacognosy Journal,12(6):1206-1217

DOI: 10.5530/pj.2020.12.169

Published: Mon, 14-Sep-2020

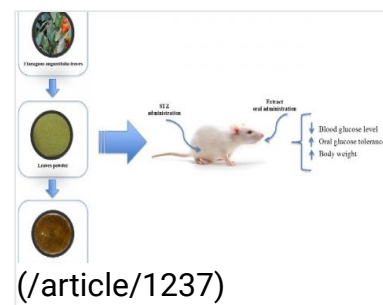
[Read More \(/article/1236\)](/article/1236)



Original Article

Effect of Afghan Senjed (*Elaeagnus Angustifolia* L.) Leaves Aqueous alcoholic Extract on Blood Glucose Level of Diabetic Rats (/article/1237)

Hamida Sadat, Kawsar Alami, Sayed Yousof Mousavi



Pharmacognosy Journal,12(6):1218-1222

DOI: 10.5530/pj.2020.12.170

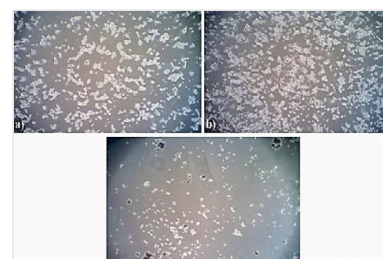
Published: Mon, 14-Sep-2020

[Read More \(/article/1237\)](#)

Original Article

In vitro Evaluation of Acetylcholinesterase Inhibitory and Neuroprotective Activity in Commiphora species: A Comparative Study (/article/1238)

PS Dhivya, P Selvamani, S Latha, Vasudevan Mani, Nur Syamimi Mo Azahan



Pharmacognosy Journal,12(6):1223-1231

DOI: 10.5530/pj.2020.12.171

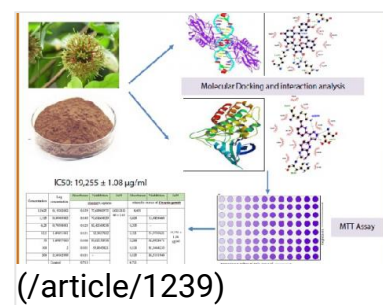
Published: Mon, 14-Sep-2020

[Read More \(/article/1238\)](#)

Original Article

In vitro Assay and Study Interaction of Uncaria gambir (Hunter) Roxb. as Anti-fibrotic Activity Against A549 Cell Line (/article/1239)

Desdiani Desdiani, Iris Rengganis, Samsuridjal Djauzi, Agus Setiyono, Mohamad Sadikin, Sri Widia A. Jusman, Nuryati Chairani Siregar, Putri C. Eyanoer, Fadilah Fadilah



Pharmacognosy Journal,12(6):1232-1240

DOI: 10.5530/pj.2020.12.172

Published: Mon, 14-Sep-2020

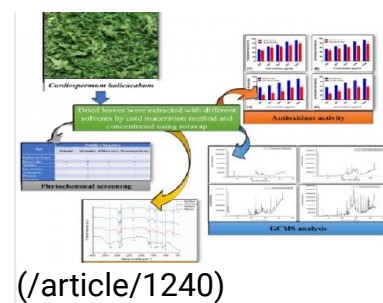
[Read More \(/article/1239\)](#)



Original Article

Effect of Solvents on Phytochemical Composition and Antioxidant Activity of *Cardiospermum halicacabum* (L.) Extracts (/article/1240)

Mohammed Junaid Hus Dowlath, Sathish Kumar Karuppannan, Darul Raiyaan GI, Mohamed Khalith SB, Sundarapandian Subramanian, Kantha Deivi Arunachalam



(/article/1240)

Pharmacognosy Journal, 12(6):1241-1251

DOI: 10.5530/pj.2020.12.173

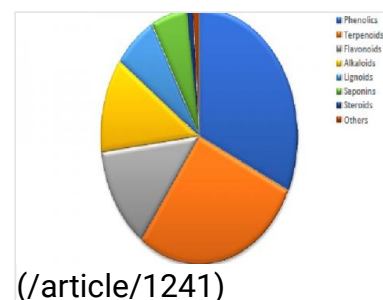
Published: Mon, 14-Sep-2020

Read More (/article/1240)

Original Article

Phytotherapeutic Evidence Against Coronaviruses and Prospects for COVID-19 (/article/1241)

Abdullahi Temitope Jamiu, Christiana Elejo Aruwa, Ismail Abiodun Abdulakeem, Abdulwakeel Ayokunnun Ajao, Saheed SABIU



(/article/1241)

Pharmacognosy Journal, 12(6):1252-1267

DOI: 10.5530/pj.2020.12.174

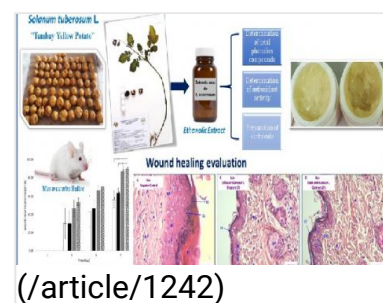
Published: Mon, 14-Sep-2020

Read More (/article/1241)

Original Article

Wound Healing Activity of an Ointment from *Solanum tuberosum* L. "Tumbay Yellow Potato" on *Mus musculus* Balb/c (/article/1242)

Galy P. Rosas-Cruz, Carmen R. Silva-Correa, Abhel A. Calderón-Peña, Víctor E. Villarreal La Torre, Cinthya L. Aspajo-Villalaz, José L. Cruzado-Razco, Jorge Del Rosario-Chávarri, Juan C. Rodríguez-Soto, Orlando E. Pretel-Sevillano, William Antonio Sagástegui-Guarniz, Anabel D. González-Siccha



(/article/1242)

Pharmacognosy Journal, 12(6):1268-1275

DOI: 10.5530/pj.2020.12.175

Published: Mon, 14-Sep-2020

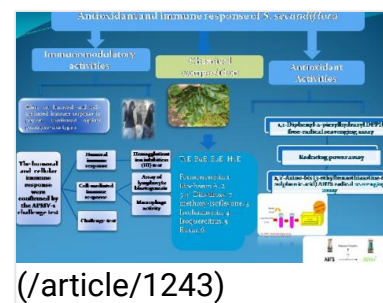
Read More (/article/1242)



Original Article

Antioxidant and the Efficacy of Sophora secundiflora and Methoxyisoflavones in the Immune Function of Pigeons Vaccinated against Paramyxovirus Serotype-1 (/article/1243)

Howaida Ibrahim Abd-Alla, Magda Tohamy Ibrahim, Hanan Anwar Aly Taie, Marwa Abas Hasan, Nagwa M.M. Shalaby



(/article/1243)

Pharmacognosy Journal,12(6):1276-1288

DOI: 10.5530/pj.2020.12.176

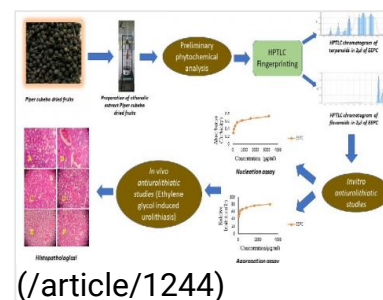
Published: Mon, 14-Sep-2020

[Read More \(/article/1243\)](#)

Original Article

Antiuro lithiatic Activity of Ethanolic Extract of Piper cubeba Dried Fruits: An in-vitro and in-vivo Study (/article/1244)

S Suman, SV Suresh Kumar



(/article/1244)

Pharmacognosy Journal,12(6):1289-1296

DOI: 10.5530/pj.2020.12.177

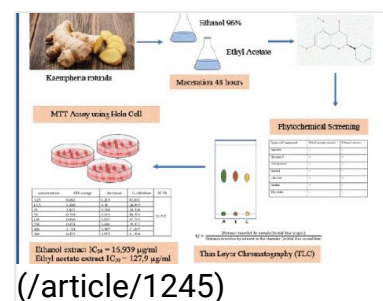
Published: Mon, 14-Sep-2020

[Read More \(/article/1244\)](#)

Research Article

Comparison of Cytotoxicity between Ethyl Acetate and Ethanol Extract of White Turmeric (Kaempferia rotunda) Rhizome Extract Against HeLa Cervical Cancer Cell Activity (/article/1245)

Surya Dwira, Ariska TP, Fadilah Fadilah, Norma Nur Azizah, Linda Erlina



(/article/1245)

Pharmacognosy Journal,12(6):1297-1302

DOI: 10.5530/pj.2020.12.178

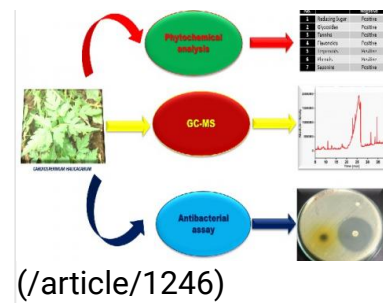
Published: Mon, 14-Sep-2020

[Read More \(/article/1245\)](#)

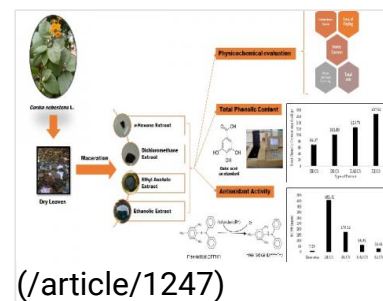


Research Article**Phytochemical and Antibacterial Activity of *Cardiospermum halicacabum* Against Wound Pathogens (/article/1246)**


Sathish Kumar Karuppannan, Mohammed Junaid Hus Dowlath, Mohamed Khalith SB, Darul Raiyaan GI, Sundarapandian Subramanian, Kantha Deivi Arunachalam

**Pharmacognosy Journal, 12(6):1303-1310****DOI: 10.5530/pj.2020.12.179****Published: Mon, 14-Sep-2020**[Read More \(/article/1246\)](/article/1246)**Research Article****Total Phenolic Content and Antioxidant Activity of Different Extracts of *Cordia sebestena* L. Leaves (/article/1247)**

Ni Putu Ermi Hikmawanti, Endang Hanani, Yuni Sapitri, Wulan Ningrum

**Pharmacognosy Journal, 12(6):1311-1316****DOI: 10.5530/pj.2020.12.180****Published: Mon, 14-Sep-2020**[Read More \(/article/1247\)](/article/1247)**Research Article****Ochna kirkii Oliv: Pharmacognostical Evaluation, Phytochemical Screening, and Total Phenolic Content (/article/1279)**

Endang Hanani, Vivi Anggia, Ike Nurvita Amalina

**Pharmacognosy Journal, 12(6):1317-1324****DOI: 10.5530/pj.2020.12.181****Published: Fri, 18-Sep-2020**[Read More \(/article/1279\)](/article/1279)**Research Article**

Microscopic Investigations and Pharmacognosy of *Striga orobanchioides* Benth (/article/1248)

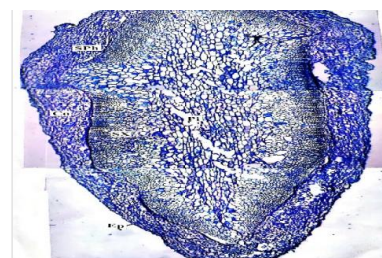
Sunayana Vikhe, Rahul Kunkulol

Pharmacognosy Journal, 12(6):1325-1331

DOI: 10.5530/pj.2020.12.182

Published: Fri, 18-Sep-2020

[Read More \(/article/1248\)](#)



(/article/1248)

Research Article

The Effect of *Carthamus tenuis* Extracts on the Cell Proliferation of Different Tumor Cell Lines (/article/1249)

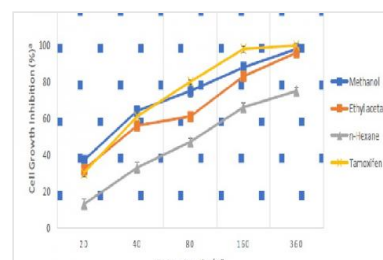
Maissa' Taleb Shawagfeh

Pharmacognosy Journal, 12(6):1332-1339

DOI: 10.5530/pj.2020.12.183

Published: Mon, 14-Sep-2020

[Read More \(/article/1249\)](#)



(/article/1249)

Research Article

The Ability Free Radical Binding of Dengen's Stem Bark Extract (*Dillenia serrata*) From Luwu District Indonesia (/article/1250)

Santi Sinala, Ismail Ibrahim, Alfrida Monica Salasa

Pharmacognosy Journal, 12(6):1340-1345

DOI: 10.5530/pj.2020.12.184

Published: Mon, 14-Sep-2020

[Read More \(/article/1250\)](#)

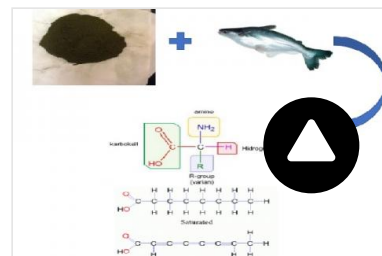


(/article/1250)

Research Article

Blending of *Chorella Patin* And Microalga Fish Oil as an Associated *Chorella* as Potential Health Food (/article/1251)

, Taufik Hidayat, Mery Sukmiwati

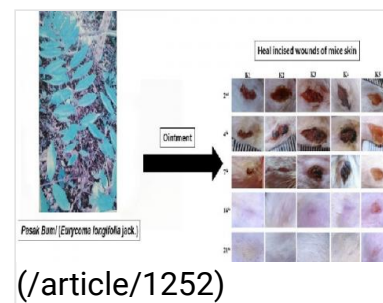


[\(/article/1251\)](#)**Pharmacognosy Journal**,12(6):1346-1350**DOI:** 10.5530/pj.2020.12.185**Published:** Fri, 18-Sep-2020[Read More \(/article/1251\)](#)

Research Article

Healing Capacity of Leaves Stalks Extract of Pasak Bumi (*Eurycoma longifolia* Jack.) on Incised Wounds of Mice Skin ([/article/1252](#))

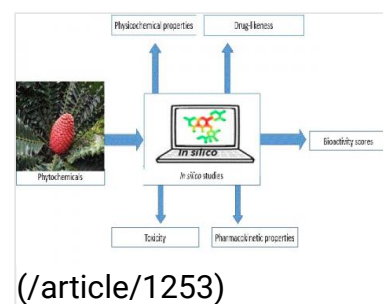
Ruqiah Ganda Putr Panjaitan, Astrid Maulidya, Anita Restu Puji Raharjeng, Shovon Chakma

[\(/article/1252\)](#)**Pharmacognosy Journal**,12(6):1351-1356**DOI:** 10.5530/pj.2020.12.186**Published:** Fri, 18-Sep-2020[Read More \(/article/1252\)](#)

Research Article

Computational Evaluation of ADMET Properties and Bioactive Score of Compounds from *Encephalartos ferox* ([/article/1253](#))

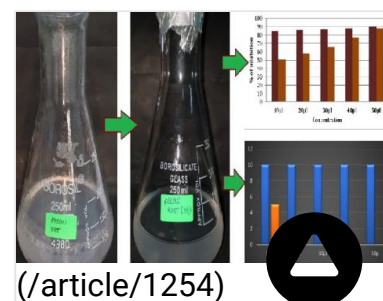
Tsolanku Sidney Maliehe, Phakamani Hopewell Tsilo, Jabulani Siyabonga Shandu

[\(/article/1253\)](#)**Pharmacognosy Journal**,12(6):1357-1362**DOI:** 10.5530/pj.2020.12.187**Published:** Mon, 14-Sep-2020[Read More \(/article/1253\)](#)

Research Article

Anti-inflammatory and Cytotoxic Effect of Arrow Root Mediated Selenium Nanoparticles ([/article/1254](#))

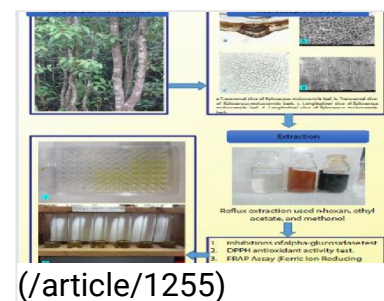
Twinkle Francis, S Rajeshkumar, Anita Roy, T Lakshmi

[\(/article/1254\)](#)**Pharmacognosy Journal**,12(6):1363-1367

DOI: 10.5530/pj.2020.12.188**Published:** Mon, 12-Oct-2020[Read More \(/article/1254\)](#)**Research Article**

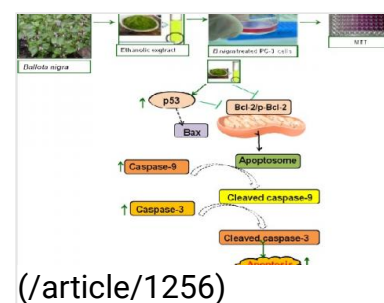
The Potential of Stem Bark of Kayu Sarampa (*Xylocarpus moluccensis* (Lam.) M. Roen)) as α -glucosidase Inhibitor (/article/1255)

Fitri Santy Budiarto, Berna Elya, Muhammad Hanafi, Roshamur Cahyan Forestrania

[\(/article/1255\)](#)**Pharmacognosy Journal**,12(6):1368-1376**DOI:** 10.5530/pj.2020.12.189**Published:** Mon, 21-Feb-2022[Read More \(/article/1255\)](#)**Research Article**

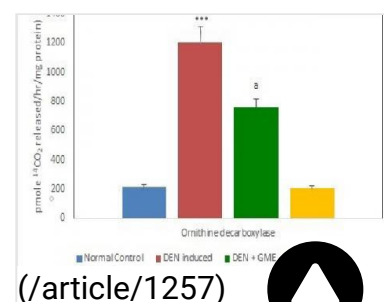
Black Horehound (*Ballota nigra* Linn) Induces Apoptosis in Prostate Cancer Cells (PC-3) Through Intrinsic Signalling Cascade (/article/1256)

Selvaraj Jayaraman, Ponnulakshmi Rajagopal, Vishnupriya Veeraraghavan, Poonguzhali Sivagnanam, Divya Ravikumar, Sumetha Suga Deiva Suga, Kavin Mozhi James, Surapaneni Krishna Mohan

[\(/article/1256\)](#)**Pharmacognosy Journal**,12(6):1377-1382**DOI:** 10.5530/pj.2020.12.190**Published:** Mon, 14-Sep-2020[Read More \(/article/1256\)](#)**Research Article**

Chemopreventive Action of *Garcinia Mangostana* Linn. on Hepatic Carcinoma by Modulating Ornithine Decarboxylase Activity (/article/1257)

Vishnu Priya Veeraraghavan, Sardar Hussain, Janardhana Papayya Balakrishna, Gayathri Rengasamy, Surapaneni Krishna Mohan

[\(/article/1257\)](#)

Pharmacognosy Journal,12(6):1383-1388

DOI: 10.5530/pj.2020.12.191

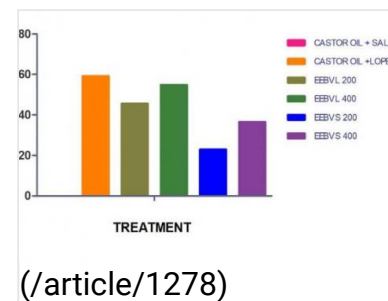
Published: Mon, 14-Sep-2020

[Read More \(/article/1257\)](#)

Research Article

Evaluation of Antidiarrhoeal Activity of the Leaves and Stem of *Bauhinia vahlii* (/article/1278)

Divaker Shukla, Kavita Gahlot



Pharmacognosy Journal,12(6):1389-1394

DOI: 10.5530/pj.2020.12.192

Published: Tue, 15-Sep-2020

[Read More \(/article/1278\)](#)

Research Article

Total Phenolic, Total Flavonoid and Phytochemical Screening by FTIR Spectroscopic of Standardized Extract of *Mikania micrantha* Leaf (/article/1259)

Imam Bagus Sumantri, Henny Sri Wahyuni, Lolyta Fiti Mustanti



Pharmacognosy Journal,12(6):1395-1401

DOI: 10.5530/pj.2020.12.193

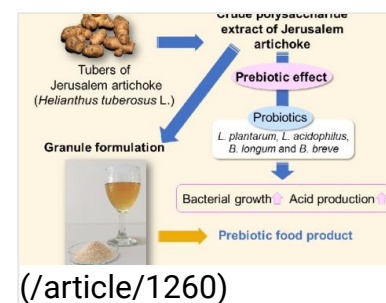
Published: Mon, 14-Sep-2020

[Read More \(/article/1259\)](#)

Research Article

Prebiotic Activity of Polysaccharides Extracted from Jerusalem Artichoke Tuber and Development of Prebiotic Granules (/article/1260)

Sakulrat Rattanakiat, Pawitra Pulbutr, Wanwisa Khunawattanakul, Bunleu Sungthong, Kritsanee Saramunee



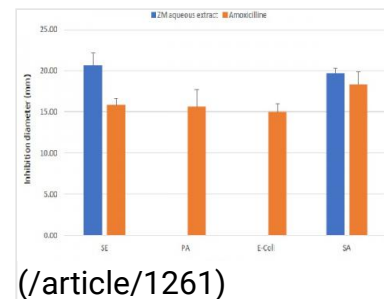
Pharmacognosy Journal,12(6):1402-1411



DOI: 10.5530/pj.2020.12.194**Published:** Mon, 14-Sep-2020[Read More \(/article/1260\)](/article/1260)**Research Article**

Phytochemical Screening and in vivo
Immunosuppressive, Antioxidant and Anti-
hemolytic Activities of Zea mays Silk Aqueous
Extract (/article/1261)

Bendiar Salma, El Fager Othman, Chennaoui Sanaa, Benjelloun
Naima, Mtairag El Mostafa, Oudghiri Mounia

**Pharmacognosy Journal**,12(6):1412-1420**DOI:** 10.5530/pj.2020.12.195**Published:** Mon, 14-Sep-2020[Read More \(/article/1261\)](/article/1261)**Research Article**

Phytochemical and Antioxidant Evaluation of the
Flavonoids and Tannins from Synadenium grantii
Hook f, (Euphorbiaceae) (/article/1262)

Asmaa S.Abd Elkarim, Sahar Abdelaziz, Hany Gouda Attia, Hanan
A.A. Taie, Rafik Monir

[\(/article/1262\)](/article/1262)**Pharmacognosy Journal**,12(6):1421-1428**DOI:** 10.5530/pj.2020.12.196**Published:** Mon, 14-Sep-2020[Read More \(/article/1262\)](/article/1262)**Research Article**

Southeast Asian Medicinal Plants with Angiotensin
Converting Enzyme (ACE) Inhibition Properties
(/article/1263)

T A.Faiz T. Anuar, Azlini Ismail

**Pharmacognosy Journal**,12(6):1429-1439

Published: Mon, 14-Sep-2020

[Read More \(/article/1263\)](/article/1263)

Expression of Heat-labile Enterotoxin of *Escherichia coli* in Biolistic Transformed Hairy Roots of *Daucus carota* L. (/article/1264)

Sharada Laxman Deore, Someshekhar S. Khadabadi, Bhushan A. Baviskar



(/article/1264)

Published: Mon, 14-Sep-2020

[Read More \(/article/1264\)](/article/1264)

1

2 (/v12/i6?page=1)

```
next › (/v12/i6?page=1)
```

last » (/v12/i6?page=1)

SHARE THIS ARTICLE

SUBJECT=PHARMACOGNOSY%20JOURNAL%2C%20%3CBR%20%2F%3E%20EVOL%2012%2C%20ISSUE%206%2C%20NOV-
DEC%202020&BODY=HTTPS%3A%2F%2FWWW.PHCOGJ.COM%2FV12%2FI6) (HTTPS://WWW.PHCOGJ.COM/V12/I6)[illegible]

About

Pharmacognosy Journal (Phcog J.) covers different topics in natural product drug discovery, and also publishes manuscripts that describe pharmacognostic investigations, evaluation reports, methods, techniques and applications of all forms of medicinal plant research

Distinctions: The most widely read, cited, and known Pharmacognosy journal and website is well browsed with all the articles published. More than 50,000 readers in nearly every country in the world each month

ISSN : 0975-3575 ; Frequency : Rapid at a time publication (6 issues/year)

Indexed and Abstracted in : SCOPUS, Scimago Journal Ranking, Chemical Abstracts, Excerpta Medica / EMBASE, Google Scholar, CABI Full Text, Index Copernicus, Ulrich's International Periodical Directory.

ProQuest, Journalseek & Genamics, PhcogBase, EBSCOHost, Academic Search Complete, Open J-Gate, SciACCESS.

Rapid publication: Average time from submission to first decision is 30 days and from acceptance to In Press online publication is 45 days.

Open Access Journal: Pharmacognosy Journal is an open access journal, which allows authors to fund their article to be open access from publication.

Submit your Next Article

- Online submission
- Highly indexed and abstracted
- 10 years of successful publishing
- Wider visibility though open access
- Higher impact with wider visibility
- Prompt review

Submit your next article to Phcog J

and be a part of many successful authors.

Create **free** **account** (<http://phcogj.info>)
(<https://www.phcogj.com/submissions/index.php/phcogj/index>)

/ Login

Copyright © 2020 Pharmacogn J. All rights reserved.

Pharmacognosy Journal and its contents are licensed under a Creative Commons Attribution-Non Commercial-No Derivs 4.0 License. Permissions beyond the scope of this license may be available with editor@phcogj.com (<mailto:editor@phcogj.com>)

[Home \(/\)](#)

[Advertise with us \(/\)](#)

[Privacy Statement \(/\)](#)



The Ability Free Radical Binding of Dengen's Stem Bark Extract (*Dillenia serrata*) From Luwu District Indonesia

Santi Sinala*, Ismail Ibrahim, Alfrida Monica Salasa

Santi Sinala*, Ismail Ibrahim,
Alfrida Monica Salasa

Department of Pharmacy Poltekkes
Kemenkes Makassar, Baji Gau No.10,
Mamajang, Makassar, INDONESIA.

Correspondence

Santi Sinala

Department of Pharmacy, Poltekkes
Kemenkes Makassar, Baji Gau No.10,
Mamajang, Makassar, INDONESIA.

Phone no: +6285255918123;

E-mail: santisinala@poltekkes-mks.ac.id

History

- Submission Date: 24-03-2020;
- Review completed: 19-04-2020;
- Accepted Date: 04-05-2020.

DOI : 10.5530/pj.2020.12.184

Article Available online

<http://www.phcogj.com/v12/i6>

Copyright

© 2020 Phcogj.Com. This is an open-access article distributed under the terms of the Creative Commons Attribution 4.0 International license.

ABSTRACT

Degenerative diseases such as cancer, heart disease is one of the diseases caused by free radicals. Dengen (*Dillenia serrata*) is one of Indonesia's endemic local plants that has the potential to bind free radicals. So far, only limited to the use of fruit and consumed directly. This study aims to determine the ability of denggen stem bark extract to bind to free radicals expressed in IC50. In the initial research, the total content of polyphenols in denggen stem bark extract was 444.8 mg GAE / g or 44.48%. Denggen stem bark is extracted by maceration using 70% ethanol solvent. Antioxidant activity was calculated based on IC50 (Inhibition Concentration) values using the DPPH method, and measured at a wavelength of 516 nm. Ethanol extract of denggen bark is made in 5 concentration series, namely 10 ppm, 20 ppm, 30 ppm, 40 ppm and 50 ppm. Ethanol extract of denggen bark has a very active antioxidant activity with an IC50 value of 48.33 ppm. Whereas for comparison vitamin C has an IC50 value of 15.448 ppm. From the results, it can be concluded that the ethanol extract of denggen bark has the ability to bind free radicals with IC50 48.33 ppm

Key words: Denggen, Ethanol Bark Extract, Free Radicals, IC50.

INTRODUCTION

Non-communicable diseases or degenerative diseases are diseases that cause damage to body organs. Some degenerative diseases that are mostly suffered are diabetes mellitus, hypertension, cancer, coronary heart disease (CHD), cardiovascular disease and lung disease. Based on WHO data in 2008 there were 57 million deaths in the world, mostly caused by non-communicable diseases. Degenerative diseases not only kill old people, they can also kill young people.¹

One of the causes of degenerative diseases is free radicals. Free radicals are active electrons in the body that do not have a partner so that they can bind normal cells in the body and develop an abnormal cell called a tumor and / or cancer.² The binding of free radicals with normal cells in the body can be prevented by the presence of antioxidant ingredients. This antioxidant material can reduce free radicals so as to prevent binding with normal cells. Apart from chemicals, these antioxidant ingredients can also be obtained from natural ingredients. The government program for Back to Nature can be encouraged to find Indonesian endemic plants that contain secondary metabolites as a preventative and curative basis for disease.

Dengen (*Dillenia serrata*) is one of Indonesia's endemic plants that can only be found on the island of Sulawesi and its surroundings, especially in the area of Luwu Regency. Utilization of this plant is still limited to the fruit, which has been made in addition to juice and sour taste in cooking, has also been developed into dodol. Other parts of denggen plants that potentially contain secondary metabolites of polyphenols are the bark. Utilization

of bark in the community, usually cooked with water, and drunk for patients with vomiting blood.³⁻⁵ This is supported by the large content of polyphenols in denggen stem bark ethanol extract that is equal to 444.8 mg GAE / g or 44.48%.⁶ Seeing the use and content of denggen stem bark above, the researchers will examine the ability of denggen skin ethanol extract in counteracting free radicals. The formulation of the problem in this research is how much is the ability of denggen stem ethanol extract in counteracting free radicals.

MATERIALS AND METHODS

The study was conducted in July - December 2019 at the Laboratory of Chemistry, Department of Pharmacy, Poltekkes Ministry of Health, Makassar. The tools used are maceration vessels, analytical scales, rotary evaporators, glassware, UV-Vis spectrophotometers. While the ingredients used are denggen bark, 70% ethanol, 96% ethanol, DPPH, Vitamin C. Selected good stem bark, then washed with running water. The part is made dry *simplicia*. *Dillenia serrata* stem bark that has been pollinated is weighed and put into a maceration container, then added 70% ethanol until completely submerged. The extraction process is carried out for 5-6 days accompanied by stirring so that the extraction process is perfect. Filtering is done, if the solvent has been colored then the solvent is always replaced. The filtering results are evaporated to obtain a thick extract. Extraction was carried out 3 times.

Determination of antioxidant activity

1. Making DPPH 40 ppm Solution

A 40 ppm DPPH solution is made by weighing as much as 40 mg DPPH dissolved in 96% ethanol to 1000 mL.

Cite this article: Sinala S, Ibrahim I, Salasa AM. The Ability Free Radical Binding of Denggen's Stem Bark Extract (*Dillenia serrata*) From Luwu District Indonesia. Pharmacogn J. 2020;12(6):1340-5.

2. Making a Standard Curve

As much as 4.0 mL of a 40 ppm DPPH solution was added with 1.0 mL of 96% ethanol to the vial, then the absorbance was measured in the wavelength range of 400 nm-800 nm. Obtained maximum wavelength at 516 nm.

3. Manufacture and measurement of Vitamin C solutions

Weighed 500 ppm standard vitamin C as much as 50 mg and was dissolved with 96% ethanol to 100 mL. A dilution series of Vitamin C solution was made from stock solutions which were 5 ppm, 10 ppm, 15 ppm and 20 ppm. Each concentration series was carefully piped as much as 1.0 mL and each of them was added 4.0 mL of a 40 ppm DPPH solution to the vial. The solution was incubated for 30 minutes, then the absorbance was measured at a wavelength of 516 nm.

4. Preparation of test solutions

Each extract extracted from the extracted replication was weighed carefully as much as 200 mg of the extract was put into a 20 mL volumetric flask diluted with 96% ethanol and sufficient to the mark (10,000 ppm). Then piped stock solutions as much as 1 mL, 2 mL, 3 mL, 4 mL, and 5 mL, put into a 10 mL volumetric flask and sufficient volume with 96% ethanol to the mark, so that the solution is obtained with a concentration of 10 ppm, 20 ppm, 30 ppm, 40 ppm and 50 ppm.

Each concentration series was carefully piped as much as 1.0 mL and each of them was added 4.0 mL of a 40 ppm DPPH solution to the vial. The solution was incubated for 30 minutes, then the absorbance was measured at a wavelength of 516 nm.

Data analysis

IC50 value is obtained by linear regression equation which states the relationship between extract concentration with the x-axis and the percent radical capture as the y-axis. % sample binding / inhibition of free radicals (DPPH solution). The percentage of free radical binding is calculated by the formula:

$$\% \text{ Inhibition} = \frac{\text{absorban blanko} - \text{absorban sampel}}{\text{absorban blanko}} \times 100 \%$$

After obtaining the percentage of inhibition of each concentration, then the equation $y = a + bx$ is determined by calculating a linear regression where x is the concentration (ppm) and y is the percentage of inhibition (%). Antioxidant activity is expressed by 50% inhibition concentration or IC50, which is a sample concentration that can reduce DPPH radicals by as much as 50%. IC50 values obtained from the value of x after replacing y = 50. From the equation $y = a + bx$ IC50 values can be calculated using the formula:

$$\text{IC}_{50} = \frac{50 - A}{B}$$

RESULT

From this study, the following data were obtained (Tables 1 and 2).

DISCUSSION

In this study, the determination of the ability to bind free radicals from Dengen stem bark ethanol extract (*Dillenia serrata*) originating from the Malange area of Luwu Regency Indonesia by using a UV-Vis spectrophotometer. This plant is an endemic plant (Figures 1-3), which only grows in the Sulawesi islands. This plant contains many

Table 1: IC50 values of Vitamin C.

Concentration (ppm)	Absorbant	% Inhibitor	IC ₅₀
DPPH	0.82082		
5	0.71528	12.85787	
10	0.55297	32.632	15.488 ppm
15	0.44655	45.59709	
20	0.27095	66.99033	

Source: Primary Data 2019

Table 2: IC50 values of Dengen Stem Bark Ethanol Extract.

Extraction Replication	Concentration (ppm)	Absorbant	% Inhibitor	IC ₅₀ (ppm)	Average IC ₅₀ (ppm)
I	10	0.76460	6.849248		
	20	0.67078	18.27928		
	30	0.57209	30.30262	48.53	
	40	0.48560	40.83965		
	50	0.40231	50.98682		
II	10	0.76421	6.896762		
	20	0.66624	18.83239		
	30	0.56981	30.5804	48.20	
	40	0.48576	40.82016		
	50	0.39767	51.55211		
III	10	0.75781	7.67647		48.33
	20	0.65778	19.86306		
	30	0.54856	33.16927	48.27	
	40	0.47065	42.661		
	50	0.41500	49.4408		

Source: Primary Data 2019



Figure 1: Dengen's stem bark.



Figure 2: DPPH solution.



Figure 3: Dengen's stem bark extract to DPPH solution.

secondary metabolites. Based on the use of the bark by the community as a medicine to vomit blood, while the fruit is usually eaten directly. But because of its sour taste, people use it as an acidic ingredient in food, for example in fish cooking. Based on this utilization, the ability to bind free radicals from the bark is examined.²

The use of dengen plants as a medicine to vomit blood was allegedly due to the content of polyphenol compounds. Polyphenol compounds are useful for human health because they have antioxidant properties, free antiradical, anticarcinogenic, and antimicrobial properties so that they can inhibit food pathogens, antiproliferation and antimutagenic, can inhibit the oxidation of low density cholesterol compounds (LDL) on endothelial cells, can increase high-density cholesterol (antiproliferation and antimutagenic), can inhibit the oxidation of low density cholesterol compounds (LDL) HDL, and can reduce triglyceride content. These polyphenol compounds will be responsible for the antioxidant activity of these parts. The higher levels of polyphenol compounds contained, the higher the antioxidant activity of these parts. In a previous study,³ the total polyphenol content of dengen bark extract ethanol extract was 444.8 mg GAE / g or 44.48%.

Determination of the ability to bind to free radicals is expressed as an antioxidant activity. Potential antioxidant activity in vitro is carried out using DPPH reagents. The ability to bind to free radicals is illustrated by the reduction in color intensity of DPPH. DPPH has a purple color. The less intensity of the purple color, the higher the ability to bind free radicals. This measurement is carried out at a maximum wavelength of 516 nm.⁴

DPPH is a stable free radical. The principle of this antioxidant activity is the occurrence of a hydrogen or electron donation process that reduces DPPH to diphenyl picrylhydrazine which is no longer radical. This change is seen in the intensity of the DPPH color changing from purple to yellow (pikril group). The change in DPPH color intensity is proportional to the number of electron donations followed by a decrease in DPPH absorbance in the wavelength range of 515 nm - 520 nm. Absorption reads on the spectrophotometer at Wavelength 516 illustrate the remaining DPPH molecules contained in the solution.

The parameter that states antioxidant activity by free radical scavenging method from DPPH is IC50. IC50 is a concentration of a test compound that can reduce free radicals by as much as 50%. The smaller the IC50 value, the higher the free radical scavenging activity. IC50 values obtained from a linear regression equation that states the relationship between the concentration of the test compound with percent antioxidant activity.

From the research results obtained by IC50 from dengen stem bark extract has an IC50 value of 48.33 ppm. While vitamin C has an IC50 of 15,488 ppm. From these results it shows that the color of the skin of the stem has the highest antioxidant activity, which with a concentration of 48.33 ppm has been able to ward off free radicals at half its concentration.

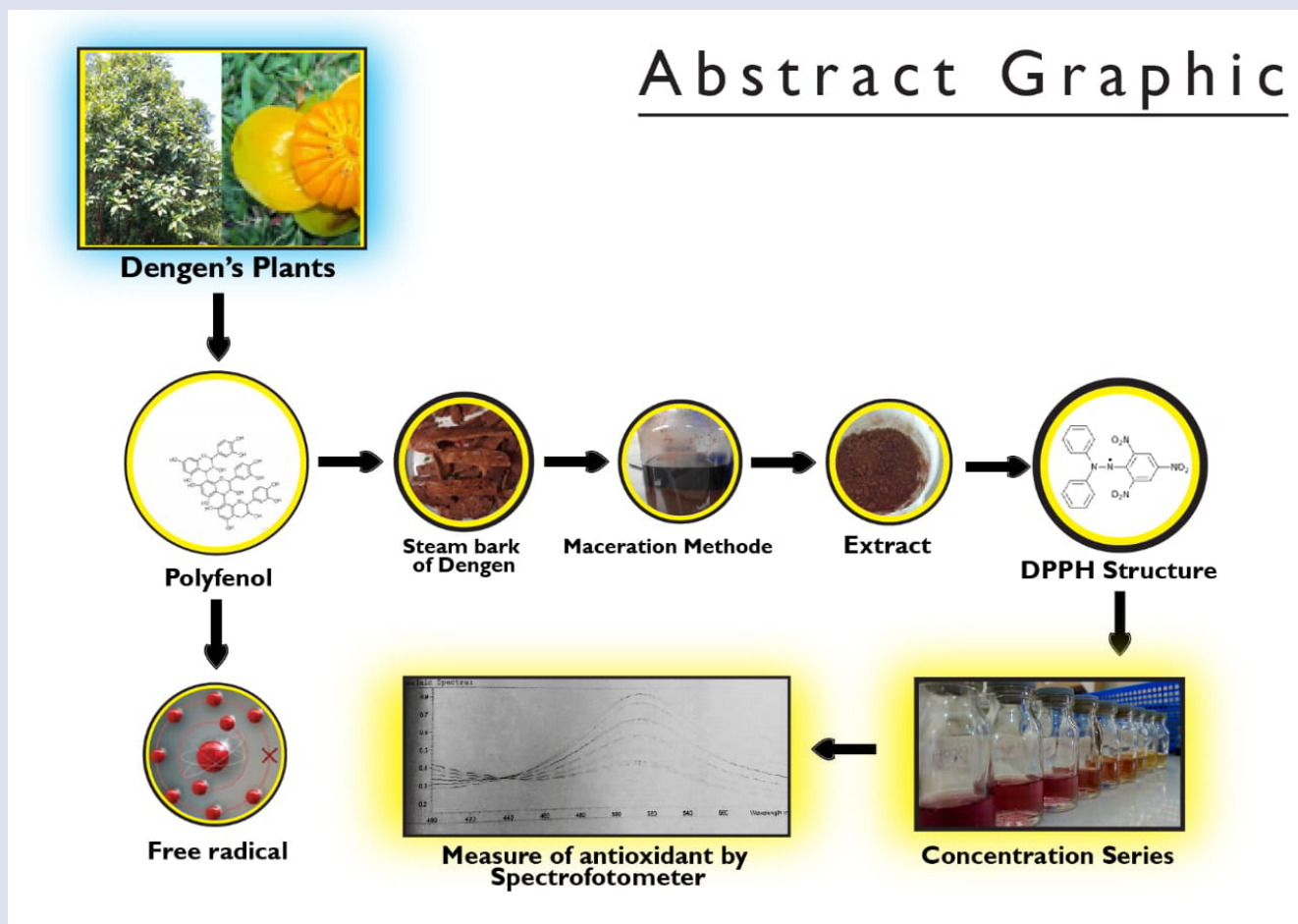
CONCLUSION

Dengen stem bark extract (*Dillenia serrata*) has the ability to bind to free radicals with an IC50 value of 48.33 ppm while vitamin C has an IC50 of 15,488 ppm.

REFERENCE

1. Hasniarti. *Studi Pembuatan Permen Buah Dengen*. Skripsi. Makassar: Program Studi Ilmu Dan Teknologi Pangan, Jurusan Teknologi Pertanian Fakultas Pertanian. Universitas Hasanuddin Makassar. 2012.
2. Ilma N. *Studi Pembuatan Dodol Buah Dengen (Dillenia Serrata Thunb)*. Skripsi. Makassar: Teknologi Pangan, Fakultas Pertanian. Universitas Hasanuddin. 2012.
3. Jalil J. Inhibitory Effect of Triterpenoids from *Dillenia serrata* (Dilleniaceae) on Prostaglandin E2 Production and Quantitative HPLC Analysis of Its Koetjapic Acid and Betulinic Acid Content. *Journal Molecules*. 2015.
4. Kementerian Kesehatan RI. *Buletin Jendela Data dan Informasi Kesehatan – Penyakit Tidak Menular*, Jakarta. 2012.
5. Molyneux P. The Use of The Stable Free Radical Diphenylpicryl-hydrazil (DPPH) for Estimating Antioxidant Activity. *Songklanakarin J Science Technology*. 2004;26(2):212.
6. Sinala, S, Ibrahim I, Salasa AM. Profile total polyphenol of the ethanol extract from Dengen (*Dillenia Serrata*) leaf and stem bark which comes from Malangke City Luwu District. *Proceeding International Conference, ICUH, Makassar*. 2009.

GRAPHICAL ABSTRACT



ABOUT AUTHORS



Santi Sinala, S.Si, M.Sc., Apt, was born in Palopo, September 28, 1983. Currently a permanent lecturer in the Department of Pharmacy, Health Polytechnic Makassar of Ministry Health Republic of Indonesia, and teaches several courses in the fields of Pharmacognition and Phytochemistry and Physics Pharmacy. The author is active as a researcher in the field of Pharmacy and productively produces as many as 11 scientific articles that have been journalized. Has produced Phytochemistry textbook, Physics Pharmacy Module (<http://bppsdmk.kemkes.go.id/pusdiksdmk/wp-content/uploads/2017/08/Farmasi-Fisik-Komprehensif.pdf>), Physics Practicum Guide that has been in IPR right. Active as an oral speaker at two international conferences.



Drs. H. Ismail Ibrahim, M. Kes, Apt, born in Barru, February 2, 1965. Currently as Chair of the Department of Pharmacy, Health Polytechnic Makassar of Ministry Health Republic of Indonesia, is active as a permanent lecturer in Community Pharmacy and as a researcher and actively produces several scientific papers along with the first author. There have been 7 research papers in the last 5 years.



Alfrida Monica Salasa, S.Si, M.Kes. Born in Ujung Pandang, April 1, 1981. Currently active as a permanent lecturer in the field of Pharmaceutical Biology, Microbiology and Parasitology in the Department of Pharmacy, Health Polytechnic Makassar of Ministry Health Republic of Indonesia. Active as a researcher in the field of research in Phytochemical Microbiology and produced about 10 titles of scientific work in the last 5 years. In addition, it has produced 2 works of books namely Microbiology and Parasitology Textbooks and Text Analysis Practical Chemistry Textbooks.

Cite this article: Sinala S, Ibrahim I, Salasa AM. The Ability Free Radical Binding of Dengen's Stem Bark Extract (*Dillenia serrata*) From Luwu District Indonesia. Pharmacogn J. 2020;12(6):1340-5.